

## Competition Official Course

### 1. Registration as a Member

If you are not already registered as a Player or Team Manager for the season register with the club. Register as **AYC Official \$0** via our club website Registration tab.

<http://uwawaterpolo.com.au/registration/>

If you were registered in prior season RENEW. If you have never been registered REGISTER

Keep your user name and password handy you will require throughout the process.

### Do NOT use your child's login details or register with WPA

If you are registered but do not know your login details please email [secretary@uwawaterpolo.com.au](mailto:secretary@uwawaterpolo.com.au) or [Flippaball@uwawaterpolo.com.au](mailto:Flippaball@uwawaterpolo.com.au) and we can reset.

You will receive email to registered email address advising username and allowing new password reset.

### 2. Pre-requisites

Register Working With Children details on the relevant WPWAI site <http://waterpolowa.asn.au/course-pre-requisites-2/>

If you have a card please enter details. If you *do not* have a Card please enter Exempt.

Competition Officials do not require WWC under WA Legislation but must lodge the exemption in system as it is a pre-requisite in other States and the accreditation will otherwise not be recognised.

It looks like an event but is simply a form. Register for event and complete every box eg Card Number – *Not applicable*, Expiry Date *Not applicable* to allow submission.

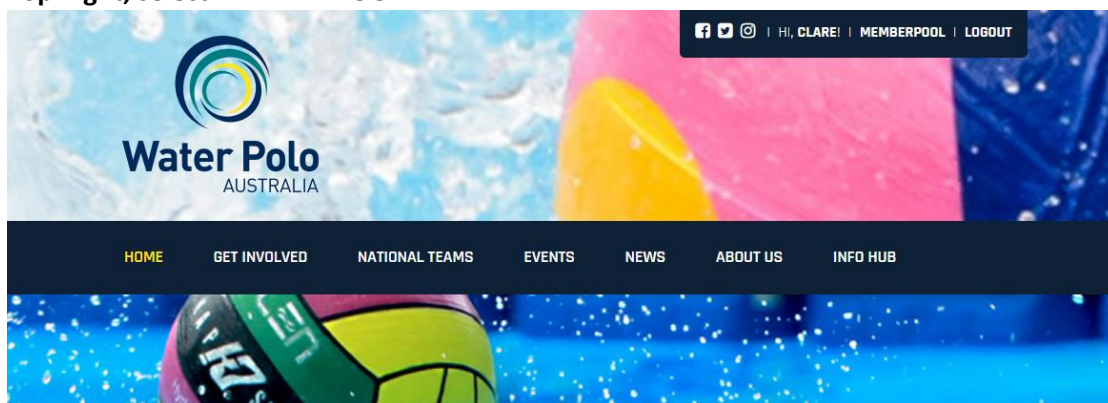
Exemption reason : Parent of child participating

### 3. WPA Online Modules – Learning Pool

Select your WPA Online Course

a). Go to WPA Site <https://www.waterpoloaustralia.com.au/home/>

Top Right, select MEMBER POOL



### b) Login.

Username and password - These were issued to you on registration with the club

If you do not remember them, email club secretary for reissue or login details. This enables you to reset password.

3. Logged in screen will appear with your name at top.

On left hand side in grey boxes Locate **LEARNINGPOOL ( 3<sup>rd</sup> box down)**

Hi, Clare!

NATIONAL ID

**7312**

Member since 10 Aug 2018  
LAST LOGIN TUE 15 OCT 2019

**UPDATE DETAILS >**

MEMBERSHIP STATUS

**SUPPORTER**

**UPGRADE >** **PAYMENT HISTORY >**

MY ACCREDITATIONS

**Competition Official: Accredited**  
**Working with Children/Vulnerable**  
**People Clearance: Accredited**

**DETAILS >**

**LEARNINGPOOL >**

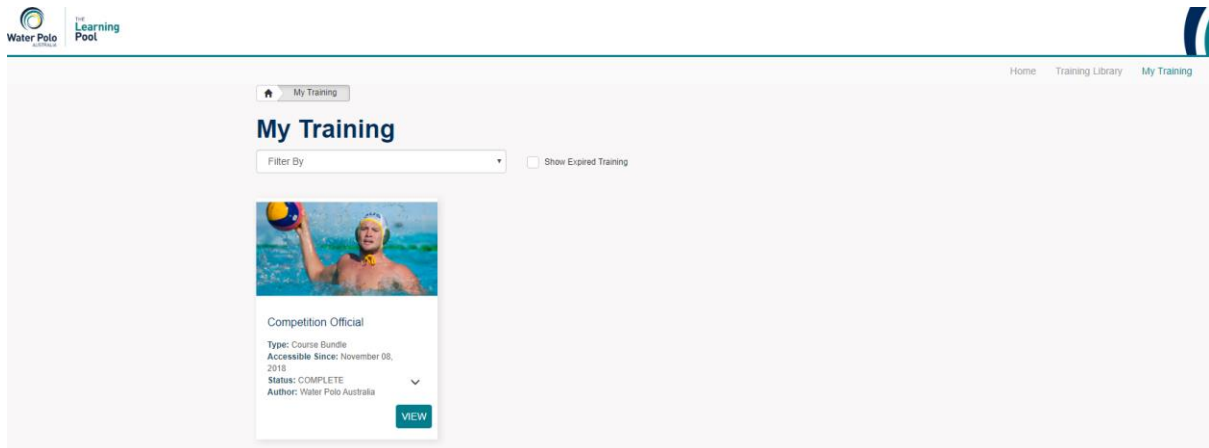
MY COURSES

**VIEW MY COURSES >**

#### 4. Select Learning Pool

The My Training Page will show

Top Right hand side select TRAINING LIBRARY

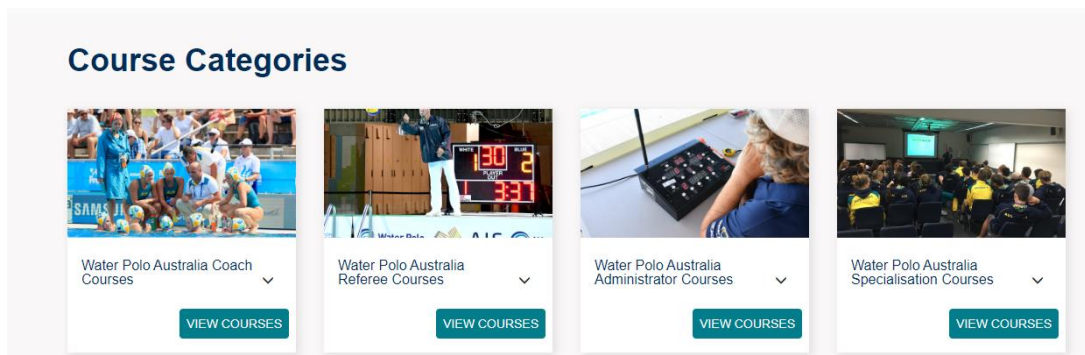


#### 5. TRAINING LIBRARY

You have various Categories :

WPA Coaching Courses (1<sup>st</sup> box) /WPA REFEREE COURSES ( 2<sup>nd</sup> box)

Competition Official Course in in the **Administrator Courses**



**Select your relevant course: Competition Official Course is FREE**

You should now have access to the modules in this course.

These modules can be worked through at your own pace. All you need to do is login and continue work on them until fully complete

## COMPETITION OFFICIAL CURRICULUM

Module Title	Module Outcome	Module Content Areas	Time
<i>Please refer to the external provider for details relating to pre-requisite awards.</i>			
<b>1. Think.Act.Play. Principles</b>	I will understand the principles of Think.Act.Play. and know how to demonstrate being a good sport role model at all times.	<ul style="list-style-type: none"> <li>• What is Think.Act.Play.</li> <li>• How you can embody Think.Act.Play.</li> <li>• Water Polo Codes of Conduct</li> <li>• Incident Management</li> </ul>	15mins
<b>2. Facts of Water Polo</b>	I will know the basic facts of the sport of water polo.	<ul style="list-style-type: none"> <li>• Playing field and equipment</li> <li>• Game times</li> <li>• Positions and substitutions</li> </ul>	15mins
<b>3. Hand Signals</b>	I will be able to recognise and utilise the international hand signals used in the sport of water polo.	<ul style="list-style-type: none"> <li>• How to indicate a player's cap number</li> <li>• Officials hand signals</li> <li>• Goal judge hand signals</li> </ul>	15mins
<b>4. Scorecards</b>	I will be able to recognise and utilise the scorecard used in the sport of water polo.	<ul style="list-style-type: none"> <li>• How to correctly records game information using the scorecard</li> </ul>	30mins
<b>5. Timing Systems</b>	I will know the basics of operating timing equipment and acting as a timekeeper in water polo	<ul style="list-style-type: none"> <li>• How to use the standard water polo timing system</li> <li>• Game clock and Shot Clocks</li> <li>• Use of Flags</li> </ul>	30mins